

Angelite Prayer

Almighty God, we glorify You for giving us the Angelite Charism. We thank You for the gift of Your Son, Jesus Christ, Who is the Way, Truth and Life. We bless You for the continuous guidance of the Holy Spirit. Grant us, we pray, courage and strength that we may give perpetual praise to You in whatever we do. We ask this through Christ our Lord. Amen.

Oh, Holy Guardian Angels, guide us and protect us.
Laus Deo Semper!



HOLY ANGEL UNIVERSITY
LAUS DEO SEMPER LAUS DEO SEMPER LAUS DEO SEMPER LAUS DEO SEMPER

Welcome BSN Level II Students!

Community Health Nursing



INSTRUCTIONAL TEAM FOR NCM 104 (CHN 1) (1st Semester, SY 2021 – 2022)



Lecture:

JOSE HENRY T. LANSANGAN, PhD,
RN

Related Learning Experiences:

- JOSE HENRY T. LANSANGAN, PhD, RN
- LEONARDO S. ANGELES, JR., PhD, RN
- ROHILDA S. MALLARI, MAN, RN
- JONNALYN GARCIA, MSN, RN
- HANNAH CLAIRE MATEO, MSN, RN

SNAMS, Community Coordinator

- LAURO N. LINAG, MAN, RN

Expectations from Students

- Students are held responsible for meeting the standards of performance established for each course. Their performance and compliance with other course requirements are the bases for passing or failing in each course, subject to the rules of the University. The students are expected to take all examinations on the date scheduled, read the assigned topics prior to class, submit and comply with all the requirements of the subject as scheduled, attend each class on time and participate actively in the discussions.
- Assignments such as reports, reaction papers and the like shall be submitted on the set deadline as scheduled by the faculty. Extension of submission is approved for students with valid reasons like death in the family, hospitalization and other unforeseen events. Hence, certificates are needed for official documentation.
- Special quiz is given to students with valid reasons like death in the family, hospitalization and other unforeseen events. Hence, certificates are needed for official documentation. Likewise, special major examination is given to students with the same reasons above. Attendance shall be checked every meeting. Students shall be expected to be punctual in their classes. And observance of classroom (online or face – to face) decorum is hereby required as prescribed by student's handbook.

(This document can be viewed inside the syllabus attached in your CANVAS LMS.)

Academic Integrity

It is the mission of the University to train its students in the highest levels of professionalism and integrity. In support of this, academic integrity is highly valued, and violations are considered serious offenses. Examples of violations of academic integrity include, but are not limited to, the following:

- **Plagiarism** – using ideas, data or language of another without specific or proper acknowledgment. Example: Copying text from the Web site without quoting or properly citing the page URL, using crib sheet during examination.
- **Cheating** – using or attempting to use unauthorized assistance, materials, or study aids during examination or other academic work. Examples: using a cheat sheet in a quiz or exam, altering a grade exam and resubmitting it for a better grade.
- **Fabrication** – submitting contrived or improperly altered information in any academic requirements. Examples: making up data for a research project, changing data to bias its interpretation, citing nonexistent articles, contriving sources.

(This document can be viewed inside the syllabus attached in your CANVAS LMS.)

Netiquette

Netiquette guidelines provide information for behaving properly online, when using email, tweets or texts so that you may successfully communicate your thoughts in a manner that is respectful and avoids misunderstandings with others.

- Be courteous about what you say to or about others in any electronic format. In electronic communication the golden rule is "Remember the Human." Remember there is a real person with real feelings on the receiving end of your email or post.
- Be respectful and open to opinions and ideas that differ from yours. The exchange of diverse thoughts, ideas and opinions are an important part of the scholarly environment. Keep in mind that the people in your classes may come from different backgrounds and have views that may vary significantly from your own.
- Flaming (defined as posting of messages that are deliberately hostile and insulting in an online social context) is never appropriate. While everyone (learners and instructors alike) is encouraged to share ideas and opinions openly, you should never use insults or resort to name-calling even if you disagree strongly with what someone else has written.
- When responding to messages or posts made by others, address the ideas, not the person.
- It is often best to avoid using sarcasm and humor online. Without social cues, such as facial expressions and body language, a remark meant as humorous could come across hurtful or offensive. Keep in mind that 'emojis' (such as J) may not convey your tone or intent.
- (2019). Netiquette. *Undergraduate Student Handbook 2019-2020*. 44-45. School of Nursing, UT Health San Antonio, Texas.)

(This document can be viewed inside the syllabus attached in your CANVAS LMS.)

Netiquette

- Capitalizing whole words is generally seen as SHOUTING and is difficult for most people to read. Use all capital letters sparingly, such as to highlight an important word or point.
- Think and reread what you've written before you post! Make sure that what you've written makes sense (is clear and to the point).
- Remember you are responsible for the content you communicate on CANVAS. What you write represents you, so use appropriate language. Remember that all writing should be professional, consisting of complete sentences, and free of grammatical and spelling errors.
- Be aware that distributing copyrighted materials, such as articles and images, is illegal. Most of the materials on the Internet are copyrighted. The only time it's ok to distribute materials from the Internet is when you are sure those materials are "fair use." To be safe, if you want to share materials with classmates and/or your instructor, share the web link or URL only.
- To avoid plagiarism, make sure you properly cite all source materials. All materials should be cited unless you are the author of the content.
- Protect your privileges in online communication (avoid posting spam or emailing chain letters).

(This document can be viewed inside the syllabus attached in your CANVAS LMS.)

Online Synchronous Classes

- Online synchronous classes are delivered regularly by your instructors.
- All online synchronous classes are recorded to benefit the students to recall or relearn the topic / concepts being discussed. Students having poor internet connection may also watch the recorded synchronous classes. In line with this, students are expected to allow the online synchronous classes be recorded by their instructors.
- MS Team is the preferred online learning management system by the instructor. Recorded classes can also be retrieved on the same application.
- Keep your audio muted unless instructed to unmute yourself to avoid interruptions.
- You can use the chat box to post your greetings, questions, reactions, and concerns significant to the discussion or raise your hand to call the attention of the instructor for your queries. The instructor will either unmute you to speak or instruct you to write your query / concern in the chat box.
- Keep yourself informed on various announcements pertinent to your learning and activities posted by your instructor/s in your CANVAS, MS TEAM, or Group Facebook Account.

COMMUNITY HEALTH NURSING I

Course No.: NCM 104

Course Description:

This course deals with concepts, principles, theories and techniques in the provision of basic care in terms of health promotion, disease prevention, restoration and maintenance and rehabilitation at the individual and family level. It includes the study of the Philippine Health Care Delivery System, national health situation and the global context of public health. The learners are expected to provide safe, appropriate and holistic nursing care to individual and family as clients in community setting utilizing the nursing process.

COMMUNITY HEALTH NURSING I

Course Credit:

Theory: 2 units (36 hours);
RLE: Skills Laboratory and
Clinical - 1 unit (102 hours)

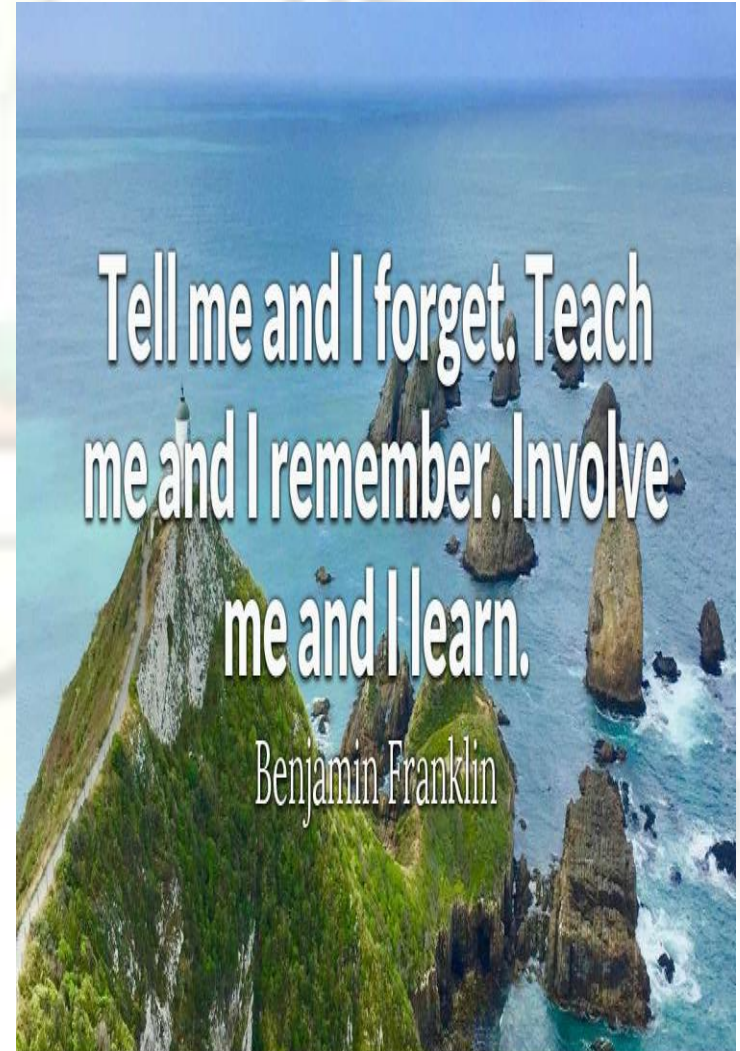
Placement: Second Year, First Semester

Prerequisites: NCM 101(Health Assessment),
NCM 102 (Health Education),
NCM 103 (Fundamentals of
Nursing)

COMMUNITY HEALTH NURSING I

Requirements:

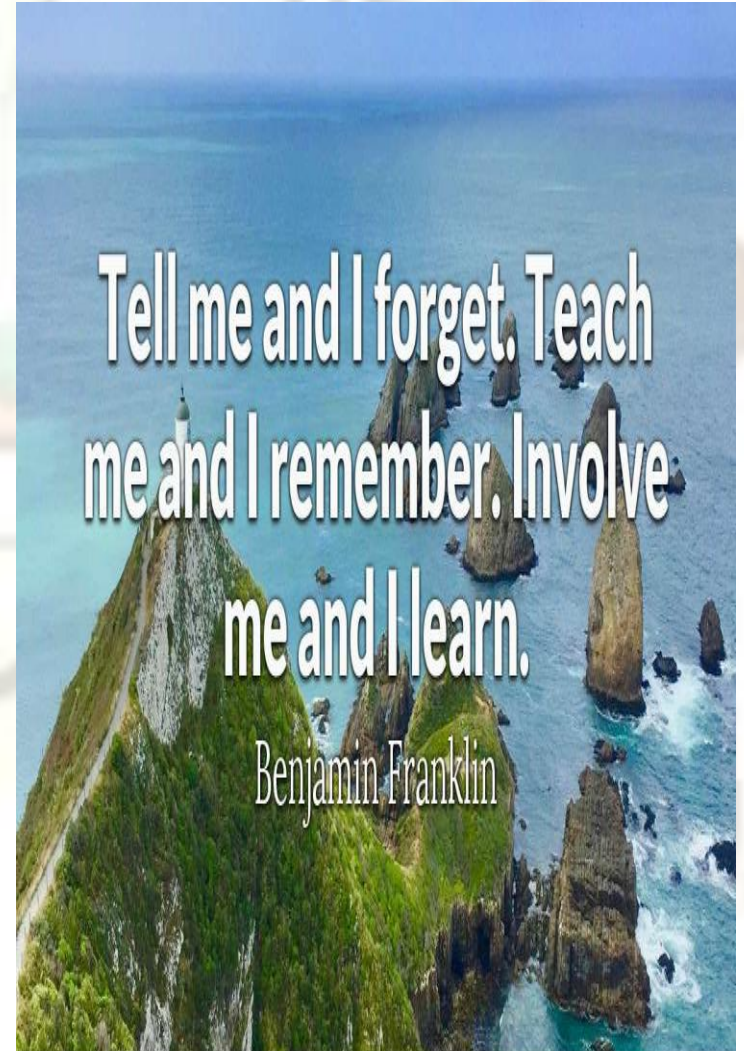
- Pre – & Post – Tests
- Virtual Interview (Family Dynamics Analysis)
- Fish Bone Analysis
- Case Analyses
- Analytical Essay
- Referral Letter (Two – Way)
- Participation on Discussion Boards
- Reaction Paper
- Genogram
- Creating a Health Education Material
- FDAR in Community Setting
- Business Plan
- Periodic e – Portfolio
- Summative e – portfolio
- Major Examinations
- Family Case Analysis
 - Manuscript
 - Oral Presentation)



COMMUNITY HEALTH NURSING I

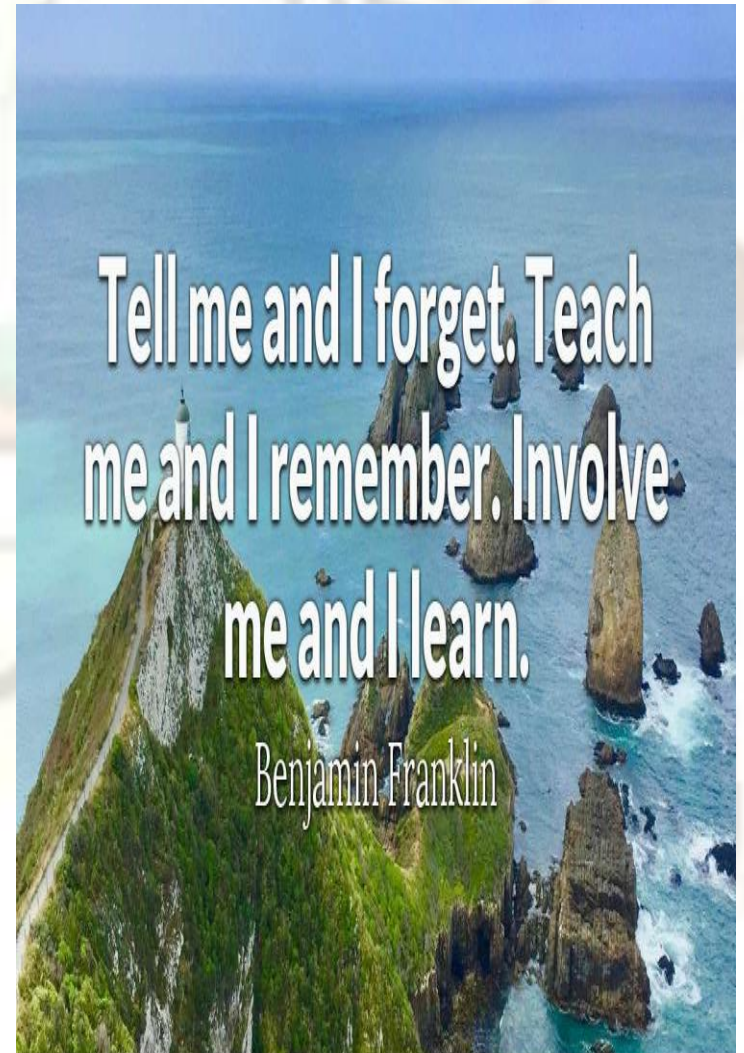
Note:

All requirements are graded utilizing a rubric (except for the periodical exams of which will be scored in a point system) specifically designed for every activity. Rubrics are your guide on how will you produce a quality output and at the same time acquire the best score / grade for the course.



COMMUNITY HEALTH NURSING I

For complete details of the program, course, and specific learning outcomes including concepts and activities for this course, kindly check the syllabus attached in this CANVAS.



Requirements:

1. Check the handouts included in every module. Instructions are included on what to read and what to do. Make sure that you have exhausted reading instructional materials for your appropriate guidance.
2. Date for the submission of requirements are also posted on your CANVAS.
3. E – portfolios are usually submitted on the following dates (Kindly mark it on your calendar:
 - **For the Preliminary Period:** 6th Week before 12:00 noon
 - **For the Midterm Period:** 12th Week before 12:00 noon
 - **For the Final Period:** 18th Week before 12:00 noon



Requirements:

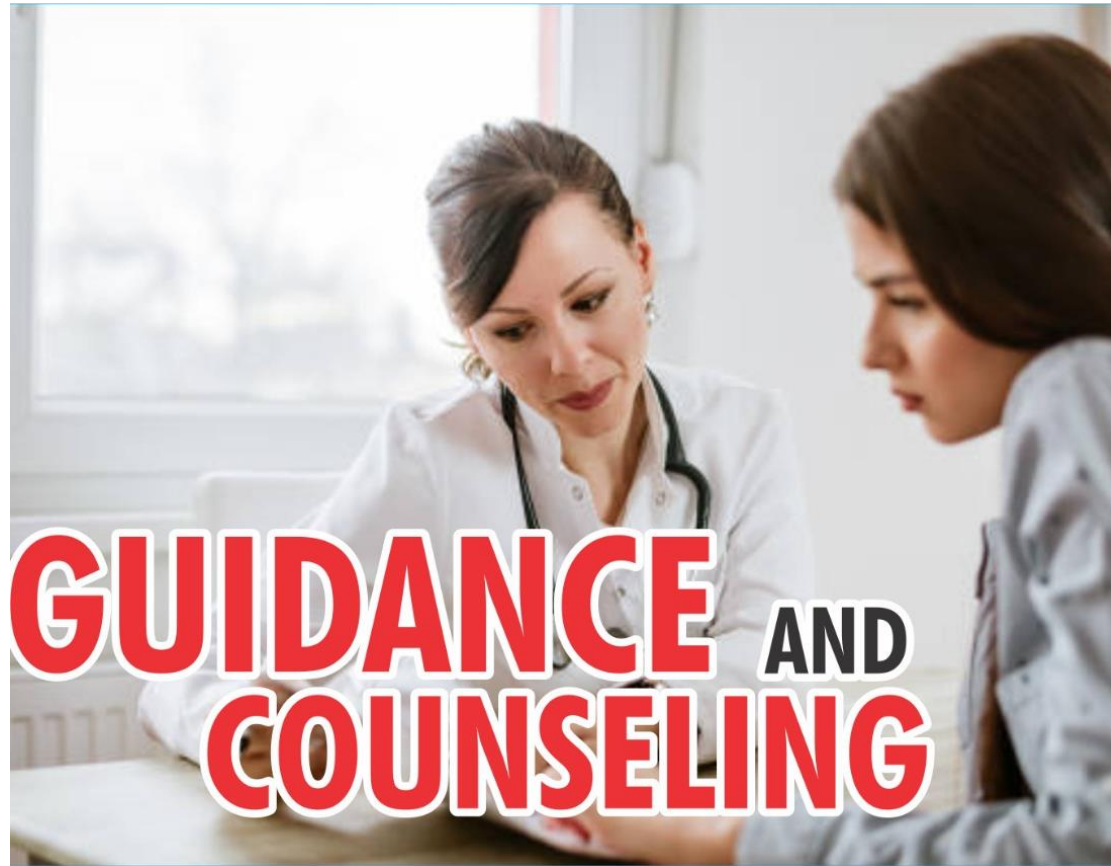
3. Kindly consider too if the requirement / project is to be made individually or by group. Follow the instructions and groupings.
4. Make it a habit to read and understand the rubrics (grading system) for every requirement provided. This will assure you of your correctness and accuracy in completing your individual and group activities.



Do you have query/ies or need guidance?

- Should there be a need for you to ask any question regarding the topic, activity, or for whatsoever query or guidance you need, you can connect with me through the discussion board of this CANVAS and on our group CHAT account at Facebook. Please get into this group account and I will accept your friend request. Remember that this is private and exclusive only for our group. No other person/s are allowed to enter the group account except for enrolled students for CHN 1 (NCM104 Lecture and RLE).





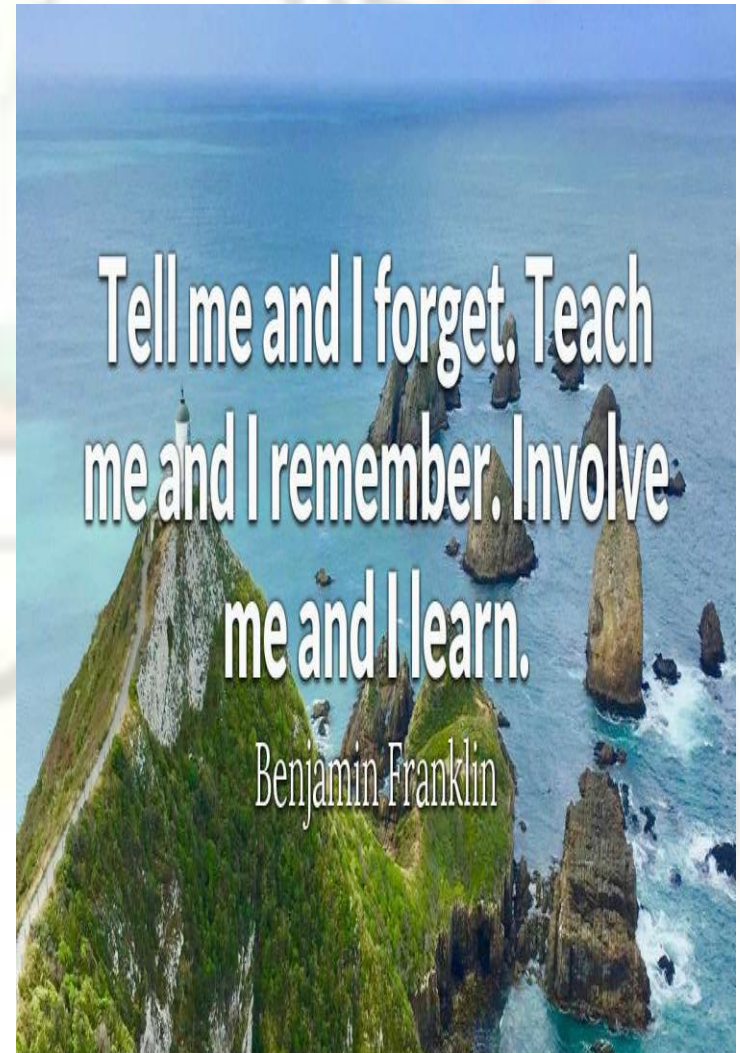
Non – Compliant Student/s

- Student/s who frequently fails to attend the synchronous classes will be given a reprimand by the instructor. Failure still to attend classes will be reported to the office of Program Chairperson and Guidance Counsellor for counselling and appropriate actions.
- Same procedure above will be applied for student/s who frequently failed to comply with the course requirements on time.

Do you have queries or need guidance?

If your need or query is quite personal, you can directly send your message to me through my email at jlansangan@hau.edu.ph or send you message at 0922-8265010 together with your full name and contact details so I can get connected to you the soonest possible time. My consultation time so that you can contact me whenever you need help during this period.

I am with you in this journey!



Ingredients in becoming a successful student nurse:

STAY CURIOUS,



KEEP ON LEARNING,



HAVE A POSITIVE MINDSET,



PRAY,



AND ENJOY THE JOURNEY!



From:

Dr. Jose Henry T. Lansangan